

How to Moonhack



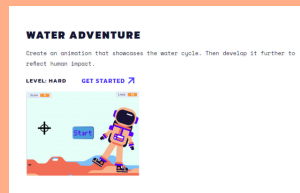
Choose a project

View the 6 projects available on the project page. Select which one is the best for your coders. Or maybe offer a range of projects!



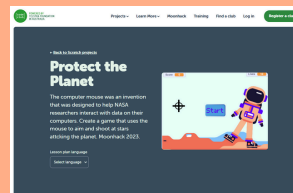
Open the project page

Click the get started button to be taken to the official project page.



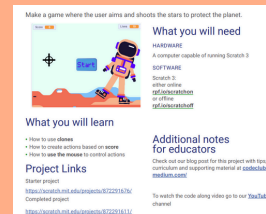
Download the instructions

Use the drop down menu to select the language for the project. Our projects are translated into languages from around the world!



Share the starter

From the instruction sheet, you will see if there is a starter project to share with your coders, and what you will need to access.



#getkidscoding

Time to get coding! Share the instructions with each coder, show the steps on the whiteboard, or use the codealong video.

