

Scratch - a beginner's guide




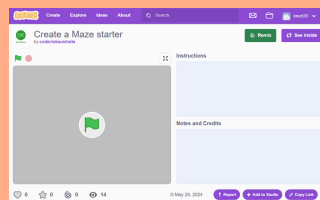
Open the starter project

Click the hyperlink on the project. This will take you to the project with the background and sprites ready to go.



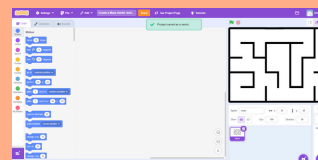
Project Page

If you are logged into a Scratch account, click on the remix button. If not, click on the see inside button.




#getkidscoding

Use the instructions to complete the project. You can follow the visuals, and read the instructions to help understand what you are making.



Innovate on the project

Make changes to the project - add to it, change the sprites, make new levels, change the theme, make it harder to play, whatever you choose!



Share the project

Whether you submit the project back to Moonhack headquarters, or you just share it with your friends, take the time to celebrate your project!

