

How to submit a project



Click the submit button

View the 6 projects available on the project page. Select which one is the best for your coders. Or maybe offer a range of projects!



Submit all your entries in one go

The submission page is where you can submit all entries in one go, or come back multiple times to add entries when they are finished.


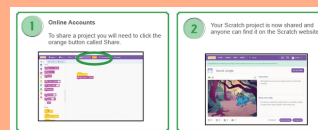
SHARE YOUR PROJECT WITH THE WORLD!

All of your project submissions can be sent in this one form. Sharing Scratch projects? Share ALL URL's at Q2. If you have files to submit, send them to moonhack@codeclubau.org. Scratch files can also be sent to this email address.



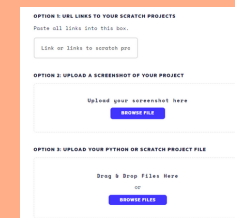
Scratch projects?

If you are submitting Scratch projects make sure they are set to 'share'. Not sure how to do this? Check out our other poster.



Project sharing

Scratch - share the URL,
Python - upload the .sb3 file
micro:bit - share the URL
or upload the file



Click submit

That's it! Moonhack headquarters will review submissions. Some will make it to the Showcase page and some will be determined as a winner!

